

Mini pocket umbrella FARE® Skylight 5749



Safety and operation

Operating Manual

Original	EN
Edition	9.2022

FARE – Guenther Fassbender GmbH
Stursberg II 12
D-42899 Remscheid

Tel +49 2191 60915-0
Fax +49 2191 60915-20
Web fare.de
E-mail info@fare.de



1 Safety

Please read the safety advice and these instructions before using the umbrella. In this way, you will avoid injury or damage to yourself or other persons.

Unpacking

Packaging material is not a toy

Dispose of plastic bags and other packaging material properly immediately after unpacking.

Children, persons with disabilities or animals cannot assess the risks posed by packaging material and may be injured or killed while playing.

Keep the instructions in a safe place

These instructions belong to the umbrella. Keep this manual for future reference, so that you or other persons can access the information on safety and operation. *Missing information can lead to accidents.*

Proper use

The umbrella is designed to guard against precipitation. Any other use, even in extreme weather situations, is not permitted. *Use for other purposes may result in injuries.*

Opening

Check for damage

Check the umbrella for damage before opening. If you notice any damage, do not open the umbrella. *A damaged umbrella can injure you when opening it.*

Only proficient persons

Only allow proficient persons to open or close the umbrella. *Inexperienced persons, persons with disabilities, or small children can injure themselves or other persons when opening or closing.*

Light when opening

When the umbrella is opened or the ON-OFF button is pressed, an LED light goes on. *You, other people or animals may be disturbed or their perception of the environment may be impaired.*

Pay attention to your surroundings

Pay attention to your surroundings when opening. You need enough free space around you when opening the umbrella. *You, other persons or animals may be injured when the device is opened out.*

Closing

Secure the umbrella with the closing strap

Secure the umbrella with the closing strap after closing. This prevents accidental opening of the umbrella. *An umbrella opening unexpectedly can cause injuries.*

Storage

Choose a safe place

Choose a safe place for storage that is not accessible to persons with disabilities or children. *Playing with the umbrella can cause injury to persons.*

Disposal

Do not dismantle the umbrella

Do not dismantle the umbrella before disposal. *You may be injured on sharp edges or pointed parts.*

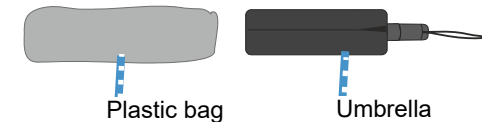
2 In advance

Get to know your new umbrella here.



3 Unpacking

After unpacking, please dispose of the packing material properly. Observe the regulations for waste disposal in your area.



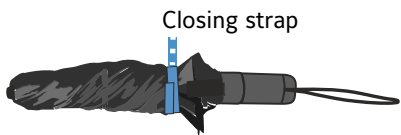
- ▶ Unpack the umbrella
- ▶ Dispose of plastic bag

Mark	Material	Class
	Box	21 Pap
	Plastic	07 CPE

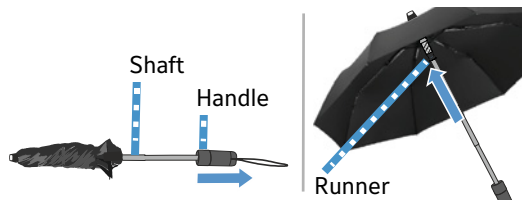


4 Opening

You can open the umbrella by spreading it out.



- ▶ Open the closing strap



- ▶ Pull at the handle until the walking stick is fully extended.
- ▶ Hold umbrella away from you, push slider up. The umbrella spreads out and the slider engages in the upper position. The LED is switched on.

Switch off the LED:

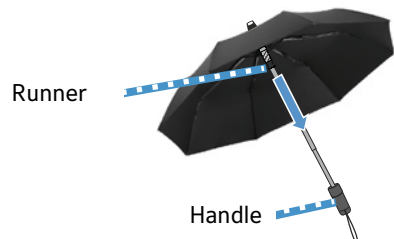
- ▶ Pull slider down slightly.

Note

A battery has not yet been inserted upon initial opening. Insert a suitable battery when you want to use the "LED light" function.--> [Section 6, Battery](#)

5 Closing

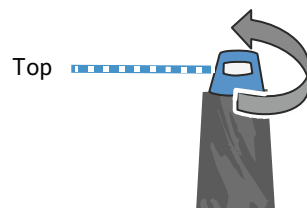
You can close the umbrella mechanically.



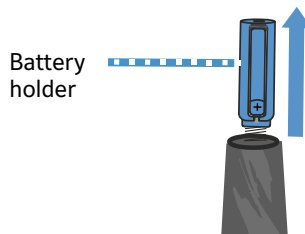
- ▶ Hold the umbrella by the handle with one hand and pull the runner down with the other hand
- ▶ Insert the walking stick at the handle
- ▶ Secure the umbrella with the closing strap

6 Battery

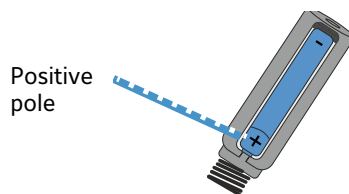
Replace the used battery. Remove the battery from the umbrella if you are not using the umbrella for a prolonged period of time.



- ▶ Unscrew top



- ▶ Remove the battery holder



- ▶ If there is a battery in the battery compartment: Push the battery back at the positive terminal and remove used battery.
- ▶ Insert 1 micro-battery (AAA) 1.5 V. Pay attention to positive and negative poles
- ▶ Reinsert the battery holder
- ▶ Screw top back on

7 Storage

You should keep the umbrella dry and in a safe place.

Tips

- Leave a wet umbrella open to dry.
- For safely storing close the dry umbrella and secure it with closing strap.

8 Care

The umbrella requires little care.

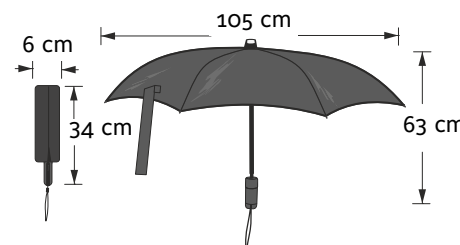
Tips

- You can use a damp cloth for the cover. Do not use any cleaning product, otherwise the cover will become permeable to water.
- A dry, soft cloth is suitable for the shaft and handle.

9 Technical specifications

The umbrella is equipped with an LED light inside the umbrella beneath the covering.

Battery	1x micro AAA 1.5 V Chemical system: Zinc-manganese dioxide (Zn/MnO ₂)
Protection class	IP X5



10 Disposal

When the umbrella has served its time, you can dispose of it like a small electrical appliance. Find out about the regulations applicable to your local area at the time of disposal.



Do not dispose of batteries and umbrella in the household waste.

Tips

- You can return depleted batteries to retailers or municipal collection points.
- You can put the umbrella into the collection for electrical and electronic equipment.

CE mark

For your safety we produced the umbrella according to the relevant EU and UKCA guidelines. The umbrella has the CE mark and the UKCA mark.

Mark	Range of validity
CE	Within the EU
UKCA	Within Great Britain

Mini pocket umbrella

FARE® Skylight 5749

- RoHS directive 2011/65/EU
- EMC directive 2014/30/EU

Assorted samples of harmonized standards:

- EN 55032:2015
- EN 55035:2017
- EN 62321:2009